

All Users has to Send their DSC's Public Keys (Encryption and Signing separately) mandatorily through below steps:

After login ->Please go to "Change Password" link in the left hand side.

MADRAS REGIONAL PURCHASE UNIT
6th Floor, Shastri Bhavan, 4.Haddows Road,
Chennai-600006

Madras Regional Purchase Unit.

MAIN PORTAL MAIN VIEW TENDERS MASTER VIEW

mpu001 - DAE 13 July 2013, 18:06:30 IST

Login Trail

Contact Us	13-07-2013 18:06	User Logged-In Successfully
	09-07-2013 17:04	User Timed-Out
	09-07-2013 16:59	Internal Error

Change Password

New Utility for Bug Resolution, Click here for [Help File](#)

Now, click on "Select Certificate" link.

MADRAS REGIONAL PURCHASE UNIT
6th Floor, Shastri Bhavan, 4.Haddows Road,
Chennai-600006

Madras Regional Purchase Unit.

PARENT PORTAL MAIN VIEW ' MAIN

Change Password

CompanyId: DAE

UserId:

Old Password:

New Password:

Confirm Password:

Select Certificate

After that click on "Select Certificate" button under "Select Sign and Verification Key" label.

MADRAS REGIONAL PURCHASE UNIT
6th Floor, Shastri Bhavan, 4.Haddows Road,
Chennai-600006

Madras Regional Purchase Unit.

MAIN PORTAL MAIN VIEW Test Comp28 - TP2013 13 July 2013, 11:22:50 IST HELP

Key Verification

Select Sign And Verification Key

Select Certificate Send Public Key Exit

Select Encryption And Decryption Key

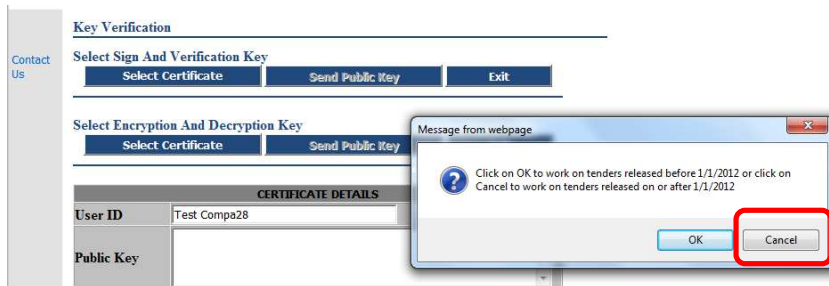
Select Certificate Send Public Key Exit

CERTIFICATE DETAILS

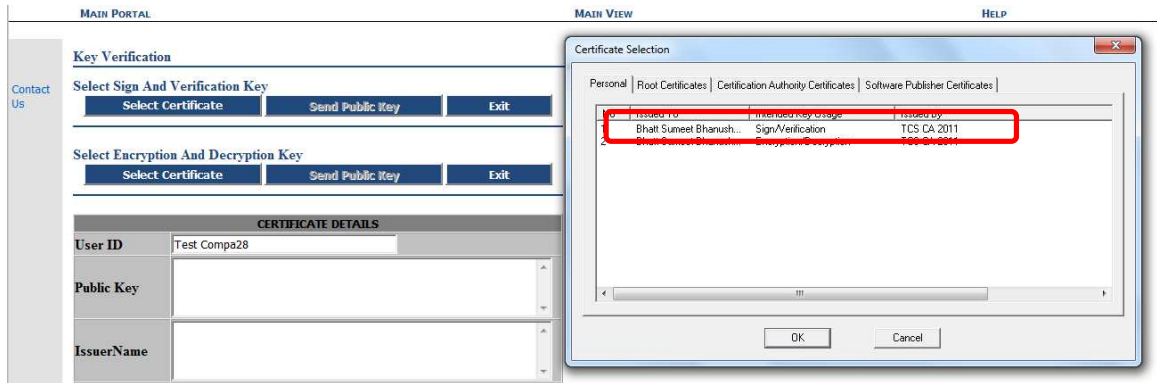
A message box will be displayed with message to click "Ok" or "Cancel" as per the dates for the tenders.

Please Note: The Users need to click on "Ok" to work on tenders released before "15th July 2013" and need to click on "Cancel" to work on tenders released on or after "15th July 2013".

Click on "Cancel" button in this screen.



Now, select "Signing Certificate" from the Certificate Selection window.

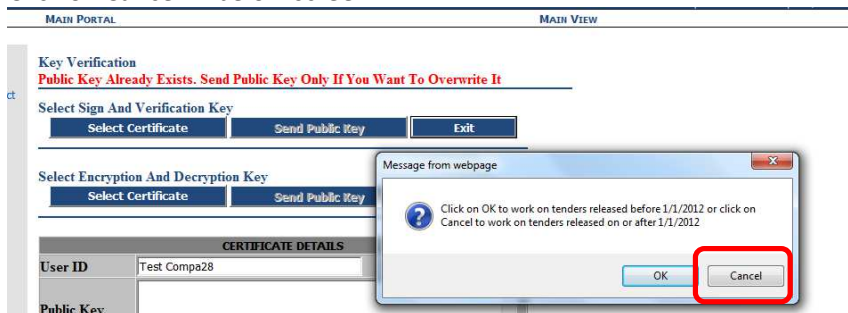


You have submitted Public Key of "Signing Certificate".

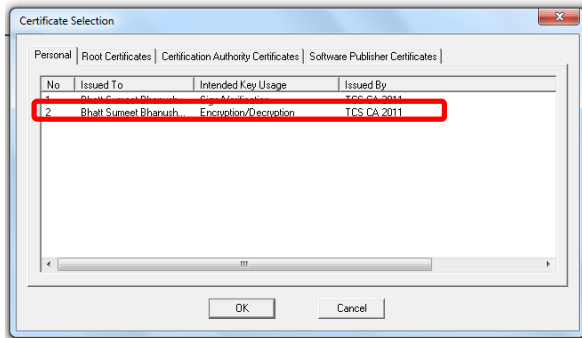


Now, similarly you need to submit Public Key for "Encryption Certificate" by clicking "Select Certificate" button under "Select Encryption And Decryption Key" label.

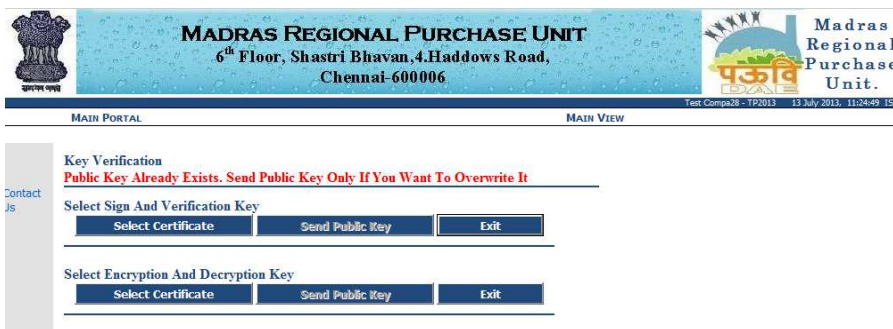
Click on Cancel in below screen.



Now, select "Encryption Certificate" from the Certificate Selection window.



You have submitted Public Key of "Encryption Certificate" also. Now, you can logout and proceed for tender process.



Note: In case of any doubts/errors/issues please immediately contact DAE eTendering HELP DESK at 0771-4079400 Extn: 409, 410 OR you can email at support.dae@nextenders.com.

End of Document